

品牌

KingSo



产品名称

22寸火盆不带烤网

包装尺寸

210x285mm

材质&工艺

157g双铜+风琴折页

出品

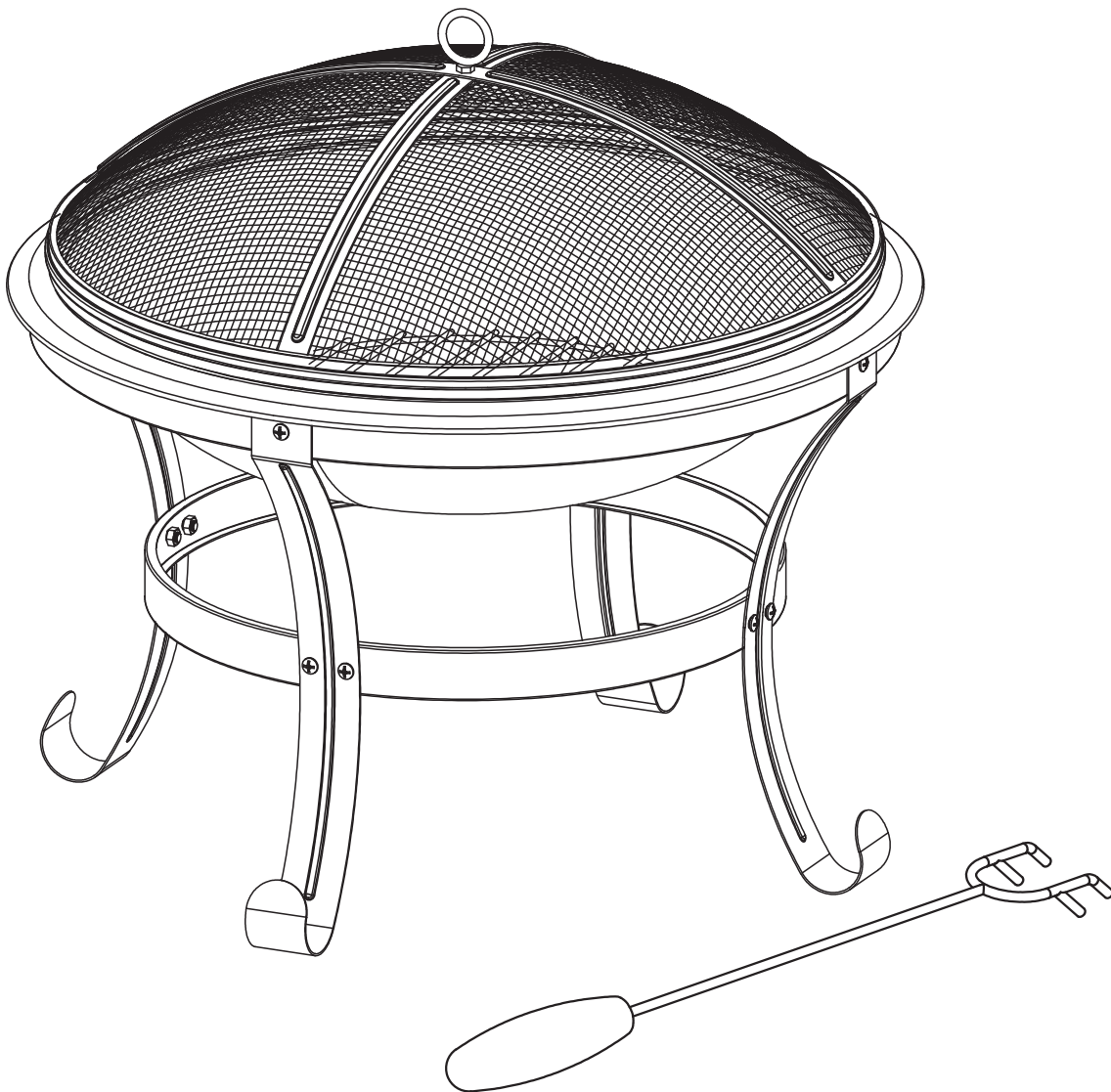


AMZ DESIGN  
创造有温度的设计和体验

KingSo

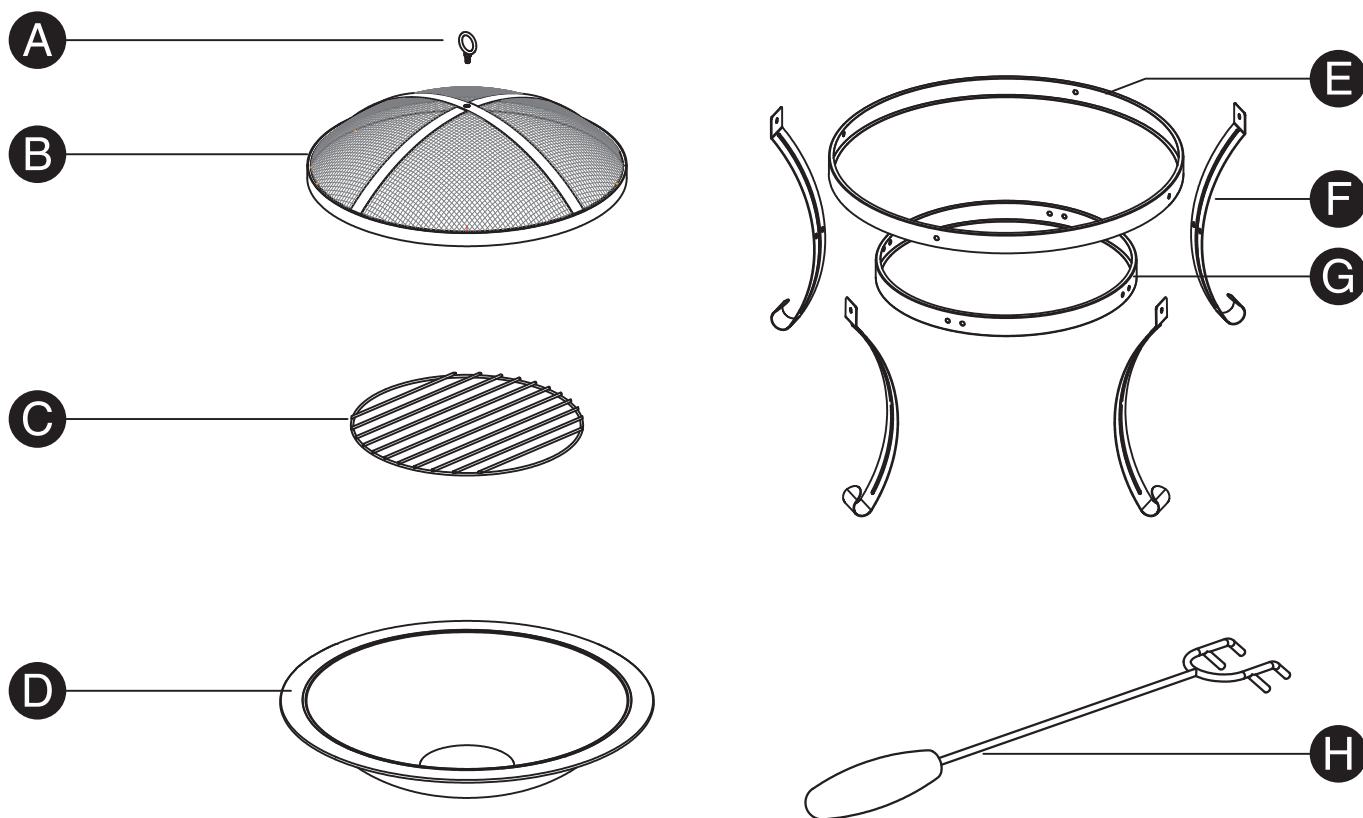
# 22" FIRE PIT WITH DEEP BOWL

Model No.PG-FP01



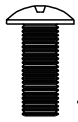
User Manual

## PACKAGE CONTENTS



PART	DESCAPTION	QUANTITY
A	Mesh Cover Bracket	1
B	Mesh Cover	1
C	Log Grate	1
D	Fire Bowl	1
E	Bowl Support	1
F	Leg	4
G	Leg Support	1
H	Poker	1

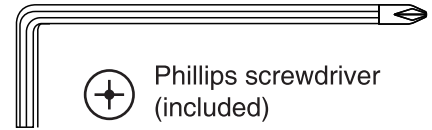
## HARDWARE LIST



—AA



—BB



Phillips screwdriver  
(included)

PART	DESCARIPTION	QUANTITY	GIVE AWAY
AA	M6 Bolt	12	2
BB	M6 Nut	12	2

### SAFETY INFORMATION

Please read and understand this entire manual before attempting to assemble, operate or install the product. If you have any questions regarding the product, Please contact KingSo customer service directly via [cecvosus@zoho.com.cn](mailto:cecvosus@zoho.com.cn), and we will help you solve the issue as soon as possible.

### WARNINGS:

- Do not allow children or pets near the fire pit without supervision.
- Do not touch surface of fire pit while in use.
- For outdoor use only! Burning wood and charcoal indoors can kill you. It gives off carbon monoxide, which has no odor.
- Never burn in vehicles, tents, garages, other enclosed areas or indoors. Carbon monoxide hazard.
- Never leave fire unattended!
- Never place a storage cover on fire pit when in use. Ensure the fire pit and mesh cover have cooled before placing a storage cover over the fire pit.
- When the fire pit is in use, the poker bracket on the mesh cover can reach extreme temperatures that can cause serious injury to an unprotected hand. Use a poker when handling.
- Do not use under overhead cables or power lines.

### CAUTIONS:

- Adequate fire extinguishing material should be readily available.
- Always ensure that the mesh cover is secured over fire bowl while in use.
- Burn only seasoned hard wood or fire logs in the fire pit.
- Do not attempt to move the fire pit while it is hot or in use.
- Do not use gasoline or kerosene to start the fire in your fire pit.
- Do not use this outdoor fire pit under any overhead or near any unprotected combustible constructions. Avoid using near or under overhanging trees and shrubs. Do not use this unit on long or dry grass and/or leaves.
- Always use this outdoor fire pit on a hard, level, non-combustible surface such as concrete, rock or stone. An asphalt or blacktop surface may not be acceptable for this purpose. Do not use on wooden decks.
- Place the fire pit no closer than 10 feet / 3.05 meters from walls or combustibles during use.
- Poker handle may become hot during and after use.
- Use heat-resistant gloves to handle hot tools.

### WARNING

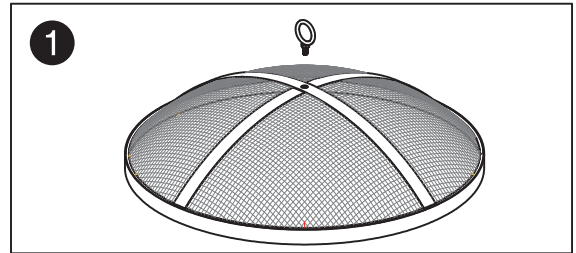
This product and the fuels used to operate this product (charcoal or wood), and the products of combustion of such fuels, can expose you to chemicals including carbon black, which is known to the State of California to cause cancer, and carbon monoxide, which is known to the State of California to cause birth defects or other reproductive harm.

<https://www.kingso.net>

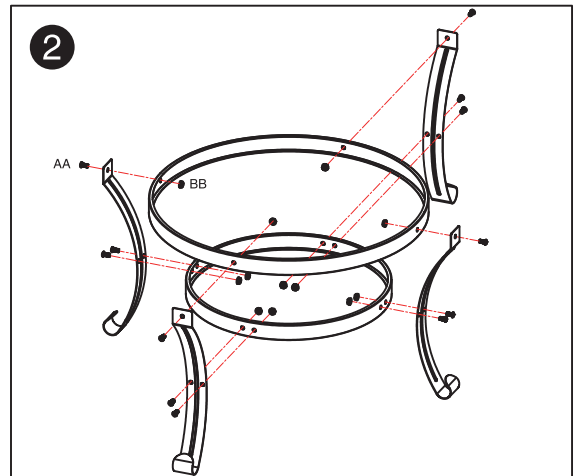
## ASSEMBLY INSTRUCTIONS

1.Insert the Mesh Cover Bracket (A) into the hole in the mesh cover (B) and secure with M6 Nut (BB).

Tighten the nut with the wrench .



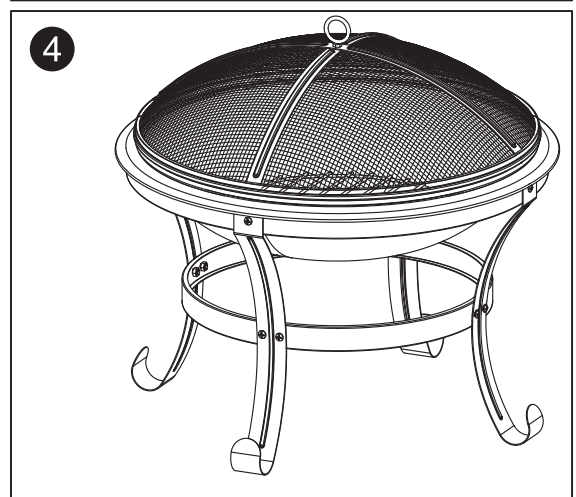
2.Attach the legs (G) to the ring (F、 H) using sets of nuts(AA) and bolts (BB).



3.Insert Bottom Bowl.



4.Place Spark Guard.



## CARE AND MAINTENANCE

---


- Allow the fire pit to cool completely before moving the fire pit.
- To extend the life of your fire pit, clean it after each use.
- To protect fire pit finish, use a soft cloth to wipe fire pit and poker.
- Do not attempt to clean while hot.
- Store in a cool, clean, dry place.
- Use gloves in lieu of bare hands while handling.
- Place a storage cover over the fire pit once it has cooled.

### Questions, problems, missing parts?

Please e-mail to us directly via [cecvosus@zoho.com.cn](mailto:cecvosus@zoho.com.cn), and we will solve it as soon as possible.

Dispose of the packaging separated into single type materials. Dispose of cardboard and carton as waste paper and foils via the recyclable material collection service.

if you get an exception when using this product, please refer to the list below



Disposing of the packaging

